

Dynamic & Collaborative Business Planning

in Microsoft  Power BI

Empower your business with:



Planning & forecasting



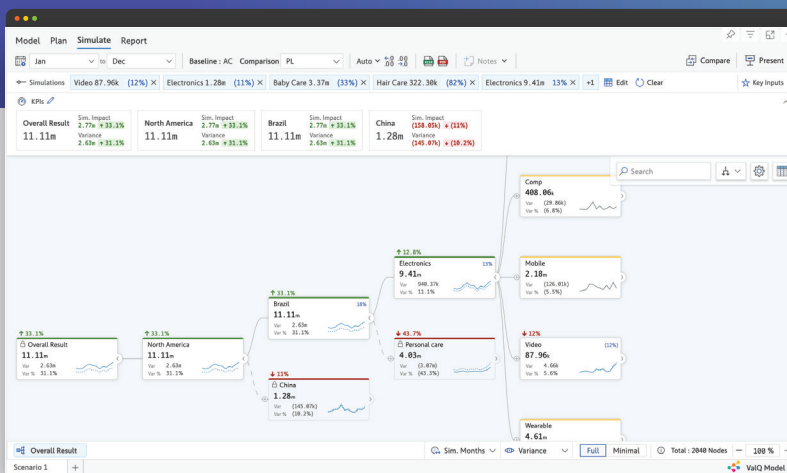
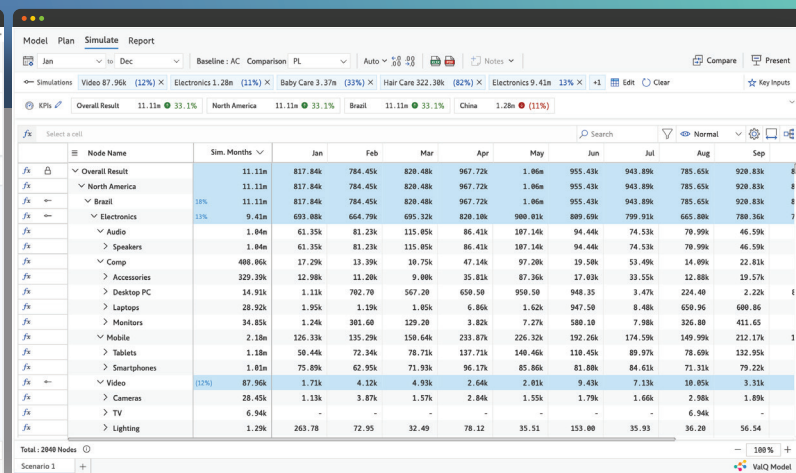
Simulations & scenarios



Modeling



Reporting

Node Name	Sim. Months	Jan	Feb	Mar	Apr	May	Jun	Jul	Aug	Sep
Overall Result	11.11m	817.84k	784.45k	828.48k	967.72k	1.86m	955.43k	943.89k	785.65k	928.83k
North America	11.11m	817.84k	784.45k	828.48k	967.72k	1.86m	955.43k	943.89k	785.65k	928.83k
Brazil	1.28m	693.88k	664.79k	695.32k	828.18k	980.81k	889.69k	799.93k	665.88k	788.36k
China	1.28m	61.35k	81.23k	115.85k	86.41k	187.14k	94.44k	74.53k	78.99k	46.59k
Electronics	9.41m	17.29k	13.39k	10.75k	47.16k	97.28k	19.58k	53.49k	14.09k	22.81k
Video	87.96m	14.91k	1.11k	762.78	567.20	658.58	959.50	948.35	3.47k	224.40
Mobile	2.18m	1.18k	1.26k	135.29k	158.64k	233.87k	226.32k	192.26k	174.55k	149.99k
Wearable	4.61m	58.44k	72.34k	78.71k	137.71k	140.46k	110.45k	89.97k	78.69k	132.95k
Personal Care	4.83m	1.81k	75.89k	62.95k	71.93k	96.17k	85.86k	81.88k	84.61k	71.31k
Comp	488.86m	1.13k	3.87k	1.57k	2.84k	1.55k	1.79k	1.66k	2.98k	1.89k
Desktop PC	329.39k	6.94k	-	-	-	-	-	-	6.94k	-
Laptops	28.92k	1.95k	1.19k	1.05k	6.86k	1.62k	947.50	8.48k	658.96	680.86
Monitors	34.85k	1.24k	301.60	129.20	3.82k	7.27k	588.10	7.98k	326.80	411.65
Tablets	1.18k	126.33k	135.29k	158.64k	233.87k	226.32k	192.26k	174.55k	149.99k	212.17k
Smartphones	1.81k	58.44k	72.34k	78.71k	137.71k	140.46k	110.45k	89.97k	78.69k	132.95k
Cameras	28.45k	1.13k	3.87k	1.57k	2.84k	1.55k	1.79k	1.66k	2.98k	1.89k
TV	6.94k	-	-	-	-	-	-	-	6.94k	-
Lighting	1.29k	263.78	72.95	32.49	78.12	35.51	153.00	35.93	36.20	56.54

KEY USE CASES



Financial planning & analysis



3-Statement financial modeling



Re-forecasting & variance analysis



Supply chain optimization



Inventory management



Weekly/Monthly sales reporting

NICHE USE CASES



Value driver modeling



Strategic planning

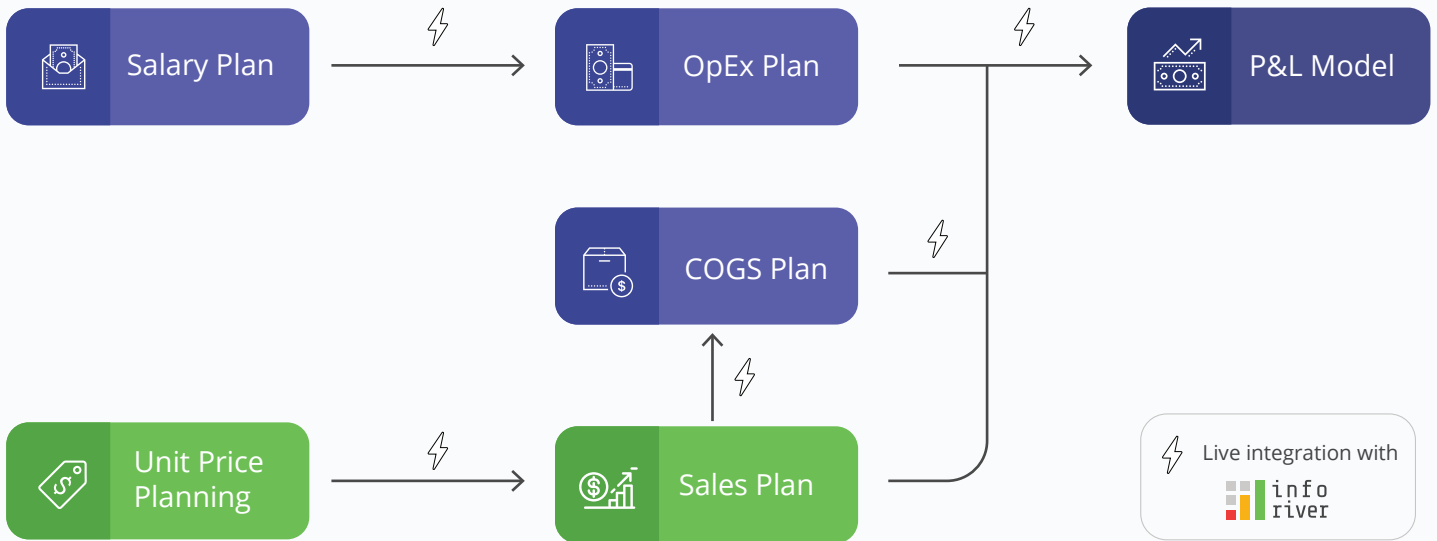


Scenario planning

TRUSTED BY GLOBAL BRANDS



Deliver integrated & connected planning (xP&A) in Power BI



Write back data securely to multiple on-premise/cloud destinations

Database / Data Warehouse / Lakehouse

- Azure SQL
- SQL Server
- Dedicated SQL pool
- Azure Data Lake Storage
- Fabric Lakehouse New
- Fabric Warehouse New
- Databricks New
- Snowflake
- BigQuery
- Amazon Redshift
- SAP HANA
- Oracle
- SingleStore
- PostgreSQL
- MySQL

File and URL

- OneDrive
- SharePoint
- URL Use webhooks to create smart flows or writeback to manage and control notifications, approval, and post-writeback data processing

Key Highlights

- Multi-user plan grid
- Commenting & collaboration
- Enterprise security
- Audit
- Reporting & visualization
- No-code writeback